

## Minimum Disclosure Document

31 January 2025

### Fund Details

|                           |   |
|---------------------------|---|
| Fund Structure            | Maltese SICAV                                     |
| Fund Type                 | UCITS   |
| Currency                  | USD B Class                                       |
| Inception Date            | 24 August 2012                                    |
| Currency                  | USD I Class                                       |
| Inception Date            | 24 August 2012                                    |
| Income Distribution       | Accumulating                                      |
| Fund Size                 | €141.8 million                                    |
| Benchmark                 | MSCI World Index                                  |
| Performance Fee           | None  |
| Investment Management Fee | B share class: 2.1%<br>I share class: 1%          |
| Investment Manager        | Dominion Global Trends<br>Fund Management Limited |
| Portfolio Managers        | Christian Cole                                    |
| Investment Advisor        | Pacific Capital Partners Limited                  |
| Auditor                   | PWC   |
| Valuation                 | Daily   |
| Valuation time            | 4pm (CET)   |

See prospectus and fund supplement for fees and other fund details  
[www.dominion-funds.com](http://www.dominion-funds.com)

### Investment Objective and Summary

Global Trends Managed Fund is a managed fund solution based on our Global Trends investment philosophy. The Fund seeks to achieve medium to long-term growth by investing in an actively managed investment strategy, selecting exposure to those Global Trends offering the greatest opportunity and risk return ratio at any given time.

### Sector Performance (%)

|                                   |        |
|-----------------------------------|--------|
| Fintech                           | 26.93% |
| Digital Content                   | 11.80% |
| Cloud                             | 10.84% |
| Digital Enterprise Transformation | 10.73% |
| Ecommerce                         | 6.54%  |
| Longevity                         | 5.92%  |
| Niche Trends                      | 5.23%  |
| Consumer Growth Trends            | 4.03%  |
| Energy Transition & Climate       | 3.41%  |

### Fund Performance (%)<sup>1</sup>

| Return                 | 1M   | 3M    | 1Y    | 3Y <sup>2</sup> | 5Y <sup>2</sup> | 10Y <sup>2</sup> | SI <sup>2</sup> |
|------------------------|------|-------|-------|-----------------|-----------------|------------------|-----------------|
| <b>USD B Class</b>     | 7.42 | 12.15 | 20.81 | 11.63           | 11.72           | 7.72             | 7.28            |
| Benchmark <sup>3</sup> | 3.55 | 5.55  | 21.96 | 10.10           | 12.64           | 11.14            | 11.58           |
| <b>USD I Class</b>     | 7.55 | 12.56 | 22.60 | 13.37           | 13.47           | 9.73             | 9.29            |
| Benchmark <sup>3</sup> | 3.55 | 5.55  | 21.96 | 10.10           | 12.64           | 11.14            | 11.58           |

Source: Bloomberg.

<sup>1</sup> Performance is shown as at 31/01/2025 and is measured using NAV to NAV dates, net of fees and with income reinvested.

<sup>2</sup> Performance is annualised. Annualised return is the weighted average compound growth rate over the period measured. Actual figures are available to the investor upon request.

<sup>3</sup> MSCI World Index Net Total Return.

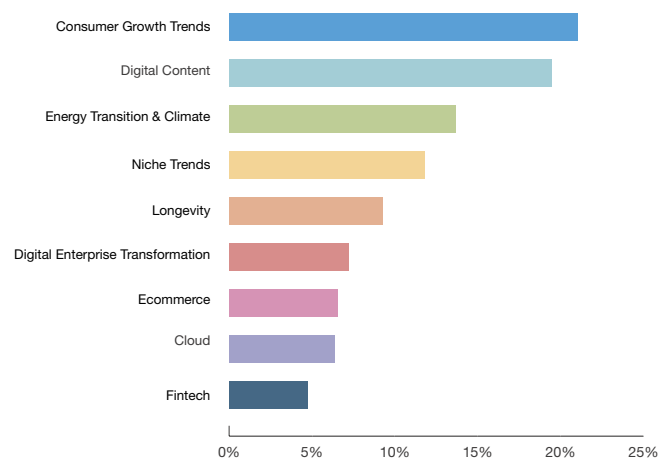
| Class              | Highest <sup>4</sup> | Lowest <sup>4</sup> |
|--------------------|----------------------|---------------------|
| <b>USD B Class</b> | 19.21                | -2.96               |
| <b>USD I Class</b> | 20.88                | -2.94               |

<sup>4</sup> The highest and lowest figures are the calendar year returns, which are the actual annual figures.

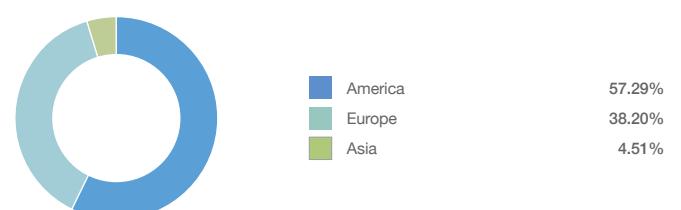
### Fee Structure

|                        | I Class | B Class |
|------------------------|---------|---------|
| <b>Management fee</b>  | 1%      | 2.1%    |
| <b>Performance fee</b> | none    | none    |

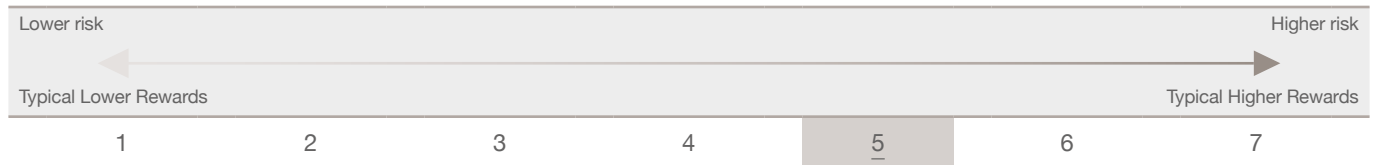
### Sector Allocation (%)



### Geographic Distribution (%)



## Risk and Reward Profile



This indicator is based on historical data and may not be a reliable indication of the future risk profile of the Managed Fund. The risk and reward category shown is not guaranteed to remain unchanged and may shift over time. The lowest category does not mean “risk free”. For full details of the Managed Fund’s risks, please see the “Risk Factors” section of the Prospectus.

## Risk Factors

The above risk and reward indicator rates this Share Class as category 5 meaning that it offers a relatively higher risk of making a loss but also a relatively higher chance of making gains. It should be noted that even the lowest category on the indicator does not mean risk free.

Managed Fund’s rating on this indicator is based on historical data and therefore may not be a reliable indication of the risk profile of Managed Fund in the future. Further, the rating shown is not guaranteed and may change over time.

Managed Fund’s rating reflects the nature of its investments and the corresponding risks to which it is exposed. These risk factors, which include the following risks, may affect the value of Managed Fund’s investments or expose it to losses:

### Investment Risk

The price of the Shares and the income (if any) from them may go down as well as up reflecting the risk of investing in international markets and that investors may not receive back the amount that they originally invested.

### Currency Risk

Any investments in international companies will mean that changes in currency exchange rates will have an impact on Managed Fund.

### Managed Investment Risk

It cannot be guaranteed that investments in global strategic trends will generate continued growth in the future. It is also possible that the Fund may not be able to identify sufficient high-quality investment opportunities.

For more information regarding risks, please see the Section entitled “Risk Factors” in the Sub-Fund’s Prospectus. The section entitled “Practical Information” below explains how you may obtain a free copy of the Prospectus and other useful information.

## Glossary

**TER:** The Total Expense Ratio is the percentage of the net asset value (NAV) of the class of the Fund incurred as expenses relating to the administration of the Fund. A higher TER does not necessarily imply a poor return, nor does a low TER necessarily imply a good return. A current TER may not be an accurate indication of future TERs.

## Share Classes

| Class              | Minimum Investment     | ISIN         | NAV per Share <sup>1</sup> | TER <sup>2</sup> |
|--------------------|------------------------|--------------|----------------------------|------------------|
| <b>USD B Class</b> | \$2,500                | MT7000005971 | 2.4105                     | -3.17%           |
| <b>USD I Class</b> | \$500,000 <sup>3</sup> | MT7000005989 | 3.0367                     | -2.07%           |

Source: Bloomberg.

<sup>1</sup> As at 4/2/2025. NAV published daily to Morningstar.

<sup>2</sup> TER is based on data for the period 01/01/2024 to 31/12/2024.

<sup>3</sup> May be waived at the discretion of the Directors

## Contact Details

### Investment Manager

#### Dominion Global Trends Fund Management Limited

|                  |   |
|------------------|---|
| <b>Address</b>   | PO Box 660, Mill Court, La Charroterie, St Peter Port, Guernsey GY1 3PU |
| <b>Telephone</b> | + 44 (0)1481 734343   |
| <b>Email</b>     | contact@dominion-funds.com  |
| <b>Website</b>   | www.dominion-funds.com  |

### Fund Depositary

#### Swissquote Financial Services (Malta) Ltd

|                  |  |
|------------------|--|
| <b>Address</b>   | Pender Gardens, St Andrew’s Street, St Julians STJ 1901, Malta |
| <b>Telephone</b> | + 356 2226 5100  |

### Fund Administrator

#### Zeta Fund Services Limited

|                  |   |
|------------------|---|
| <b>Address</b>   | Third Floor, La Plaiderie Chambers, La Plaiderie, St Peter Port, Guernsey GY1 1WF |
| <b>Telephone</b> | + 44 (0)1481 704862   |
| <b>Fax</b>       | + 44 (0) 207 504 3700   |
| <b>Email</b>     | investor@zeta-fs.com  |

## IMPORTANT NOTES

"GT Managed Fund" or "Managed" refers to the Dominion Global Trends – Managed Fund a sub fund of Dominion Global Trends SICAV p.l.c., regulated by the Malta Financial Services Authority, the Fund is recognised by MAS in Singapore and in the UK with Financial Conduct Authority reference number 532412 (for GBP share classes only).

Collective Investment Schemes in securities are generally medium to long term investments. The value of participatory interests may go up or down and past performance is not necessarily an indication of future performance. The Manager does not guarantee the capital or the return of a portfolio. Collective Investments are traded at ruling prices and can engage in borrowing and scrip lending. A schedule of fees, charges and maximum commissions is available on request. Investments in foreign securities may include additional risks such as potential constraints on liquidity and repatriation of funds, macroeconomic risk, political risk, foreign exchange risk, tax risk, settlement risk as well as potential limitations on the availability of market information.

This is a Section 65 approved fund under the Collective Investment Schemes Control Act 45, 2002 (CISCA). Boutique Collective Investments (RF) (Pty) Ltd is the South African Representative Office for this fund. Boutique Collective Investments (RF) (Pty) Ltd is registered and approved under the Collective Investment Schemes Control Act (No.45 of 2002).

Performance figures quoted for the portfolio are from Dominion Global Trends Fund Management Limited, as at the date of this document for a lump sum investment, using NAV-NAV with income reinvested and do not take any upfront manager's charge into account. Actual investment performance will differ based on the initial fees charge applicable and the actual investment date.

The state of the origin of the Fund is Malta. This document may only be distributed in or from Switzerland to qualified investors within the meaning of Art. 10 Para. 3, 3bis and 3ter CISA. The Representative in Switzerland is Waystone Fund Services (Switzerland) SA, Avenue Villamont 17, 1005 Lausanne, whilst the Paying Agent is Banque Cantonale Vaudoise, Place St-François, CH-1003 Lausanne. In respect of the units distributed in or from Switzerland, the place of performance and jurisdiction is at the registered office of the Swiss representative. The basic documents of the Fund as well as the annual and, if applicable, semi-annual report may be obtained free of charge at the registered office of the Swiss Representative.

This document is not designed to be comprehensive and must be read in conjunction with the main prospectus and offering supplement of the Fund which provide full details and important information about the Fund and are available to download from [www.dominion-funds.com](http://www.dominion-funds.com). This report contains commentary and represents the views and opinions of the author. Whilst care has been taken with the preparation of this commentary, the contents should not be taken as advice of any kind to any party.

The risk profile of the Fund will be typical of other pure equities based funds and market movements may cause the value of investments and any income from them, to go down as well as up. Past performance is not indicative of future results. Returns may increase or decrease as a result of any currency fluctuation.

This document is not an offer for sale. If you are considering an investment or would like to find out more please contact your professional advisor so they can advise you. Use or copying of the information is not permitted without the prior written consent of Dominion Global Trends Fund Management Limited.

© 2023 Dominion Global Trends Fund Management Limited ("DGTFML"). All rights reserved. DGTFML is licensed by the Guernsey Financial Services Commission under The Protection of Investors (Bailiwick of Guernsey) Law, 2020. DGTFML is a member of the Dominion Group of companies. Registered Address: Third Floor, La Plaiderie Chambers, La Plaiderie, St Peter Port, Guernsey GY1 1WF. Company no.72427.

Date of issue: 18 February 2025