




# Ecommerce Fund Fact Sheet

Global Trends Ecommerce Fund seeks to achieve medium to long-term growth for investors by investing in the companies that are relevant to the powerful global trend in electronic commerce. The Fund's portfolio will typically include global companies that directly benefit from the trend through their commercial model or act as facilitators to participants in the Ecommerce trend.

## Top 5 Performers\*

1	+1.73%	
2	+1.49%	<b>Sankyo</b>
3	-0.19%	 Teleperformance
4	-0.58%	 Liberty BROADBAND
5	-2.74%	Wolters Kluwer

\*1 Month Performance  
Past performance does not predict future returns

## Performance



Past performance does not predict future returns

## Performance

	1 Month	3 Months	Year to date	1 Year	3 Years	5 Years	10 Years	Since Launch	High Annual	Low Annual
EUR Classes*	-9.87%	-6.88%	-6.88%	12.67%	31.76%	68.69%	119.25%	184.25%	33.94%	-5.30%
USD Classes*	-5.92%	-2.52%	-2.52%	13.52%	29.29%	63.45%	119.23%	126.09%	30.13%	-5.96%
GBP Classes*	-8.57%	-5.82%	-5.82%	10.39%	29.92%	58.39%	N/A	48.49%	29.89%	-4.95%

Annualised return is the weighted average compound growth rate over the period measured. Past performance does not predict future returns

## Benchmarks MSCI World Index

	1 Month	3 Months	Year to date	1 Year	3 Years	5 Years	10 Years	Since Launch
EUR Classes*	-8.07%	-5.89%	-5.89%	7.29%	29.55%	119.71%	159.56%	236.41%
USD Classes*	-4.40%	-1.68%	-1.68%	7.52%	26.39%	116.52%	161.60%	165.69%
GBP Classes*	-6.74%	-4.64%	-4.64%	5.13%	28.66%	107.98%	200.84%	252.04%

Actual annual figures are available to the investor on request.

Performance data supplied by Bloomberg

\*All performance and other statistics relate to the Euro, USD and GBP I share classes as at the publication date. The core portfolio of the Ecommerce Fund is denominated in Euros and all share class performances relate to this underlying portfolio. Differences in performance for share classes in USD and GBP are purely as a result of currency movements.

## Top 10 Equity Holdings

Match Group	8.13%	Micron	4.43%
Nintendo	5.94%	Universal Music Group	4.22%
Meta Platforms	5.90%	Nike	4.11%
Teleperformance	5.31%	IDT Corp	3.89%
Amazon	4.93%	RH	3.87%

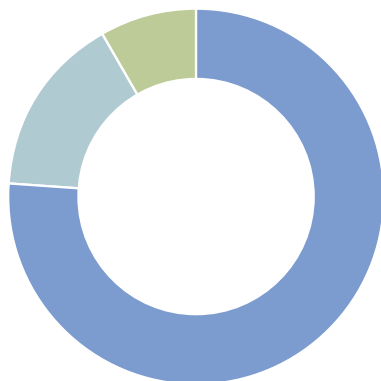
Percentages above refer to % of NAV.

## Fund Information

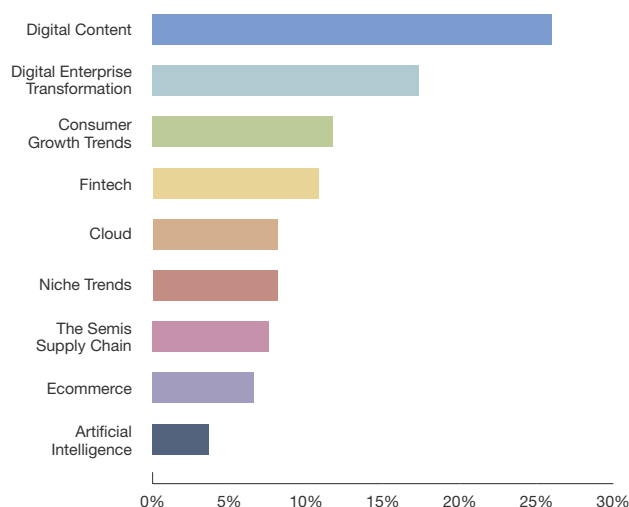
Number of Positions	25
Standard Deviation	18.25% (3 years)
Sharpe Ratio	0.667

## Geographic & Sector Distribution

### Geographic Distribution by Domicile



### Sector Allocation



## General Information EUR/USD/GBP

Investment Manager	Dominion Global Trends Fund Management Limited
Portfolio Manager	Christian Cole, CFA
Trading Frequency	Daily

### EUR

Share Classes	EUR I
Launch Date	01.07.2014
Minimum Investment	EUR 500,000 (may be waived at the discretion of the Directors)
Fund Structure	Dominion Global Trends SICAV p.l.c. is a UCITS V compliant umbrella structure with multiple sub-funds.
ISIN Code	MT7000009957
Bloomberg Ticker	DGTECEI MV
EMX Participant ID/Funds	DOMIN/ECOM EUR I
SEDOL	BK8FPJ0
Annual Management Charge	1.0%

### USD

Share Classes	USD I
Launch Date	01.07.2014
Minimum Investment	USD 500,000 (may be waived at the discretion of the Directors)
Fund Structure	Dominion Global Trends SICAV p.l.c. is a UCITS V compliant umbrella structure with multiple sub-funds.
ISIN Code	MT7000009965
Bloomberg Ticker	DGTECUI MV
EMX Participant ID/Funds	DOMIN/ECOM USD I
SEDOL	BK8FPG7
Annual Management Charge	1.0%

### GBP

Share Classes	GBP I
Launch Date	04.05.2017
Minimum Investment	GBP 500,000 (may be waived at the discretion of the Directors)
Fund Structure	Dominion Global Trends SICAV p.l.c. is a UCITS V compliant umbrella structure with multiple sub-funds.
ISIN Code	MT7000019709
Bloomberg Ticker	DOECMIG MV
EMX Participant ID/Funds	DOMIN/ECOM GBP I
SEDOL	BF471H5
Annual Management Charge	1.0%

### IMPORTANT NOTES

"Global Trends Ecommerce Fund" or "ECOM" refers to the Dominion Global Trends – Ecommerce Fund a sub fund of Dominion Global Trends SICAV p.l.c., regulated by the Malta Financial Services Authority. The Fund is recognised by MAS in Singapore.

Collective Investment Schemes in securities are generally medium to long term investments. The value of participatory interests may go up or down and past performance is not necessarily an indication of future performance. The Manager does not guarantee the capital or the return of a portfolio. Collective Investments are traded at ruling prices and can engage in borrowing and scrip lending. A schedule of fees, charges and maximum commissions is available on request. Investments in foreign securities may include additional risks such as potential constraints on liquidity and repatriation of funds, macroeconomic risk, political risk, foreign exchange risk, tax risk, settlement risk as well as potential limitations on the availability of market information.

This is a Section 65 approved fund under the Collective Investment Schemes Control Act 45, 2002 (CISCA). Boutique Collective Investments (RF) (Pty) Ltd is the South African Representative Office for this fund. Boutique Collective Investments (RF) (Pty) Ltd is registered and approved under the Collective Investment Schemes Control Act (No.45 of 2002).

Performance figures quoted for the portfolio are from Dominion Fund Management Limited, as at the date of this document for a lump sum investment, using NAV-NAV with income reinvested and do not take any upfront manager's charge into account. Actual investment performance will differ based on the initial fees charge applicable and the actual investment date.

The state of the origin of the Fund is Malta. This document may only be distributed in or from Switzerland to qualified investors within the meaning of Art. 10 Para. 3, 3bis and 3ter CISA. The Representative in Switzerland is Waystone Fund Services (Switzerland) SA, Avenue Villamont 17, 1005 Lausanne, whilst the Paying Agent is Banque Cantonale Vaudoise, Place St-François, CH-1003 Lausanne. In respect of the units distributed in or from Switzerland, the place of performance and jurisdiction

is at the registered office of the Swiss representative. The basic documents of the Fund as well as the annual and, if applicable, semi-annual report may be obtained free of charge at the registered office of the Swiss Representative.

This is a marketing communication. This document is not designed to be comprehensive and must be read in conjunction with the main prospectus and offering supplement of the Fund which provide full details and important information about the Fund and are available to download from [www.dominion-funds.com](http://www.dominion-funds.com). This report contains commentary and represents the views and opinions of the author. Whilst care has been taken with the preparation of this commentary, the contents should not be taken as advice of any kind to any party.

The risk profile of the Fund will be typical of other pure equities based funds and market movements may cause the value of investments and any income from them, to go down as well as up. Past performance is not indicative of future results. Returns may increase or decrease as a result of any currency fluctuation.

This document is not an offer for sale. If you are considering an investment or would like to find out more please contact your professional advisor so they can advise you. Use or copying of the information is not permitted without the prior written consent of Dominion Global Trends Fund Management Limited.

© 2025 Dominion Global Trends Fund Management Limited ("DGTFL"). All rights reserved. DGTFL is licensed by the Guernsey Financial Services Commission under The Protection of Investors (Bailiwick of Guernsey) Law, 2020. DGTFL is a member of the Dominion Group of companies. Registered Address: Zeta Fund Services Limited, Third Floor, La Plaiderie Chambers, La Plaiderie, St Peter Port, Guernsey GY1 1WF. Company no. 72427.