

Ecommerce Fund Fact Sheet

Global Trends Ecommerce Fund seeks to achieve medium to long-term growth for investors by investing in the companies that are relevant to the powerful global trend in electronic commerce. The Fund's portfolio will typically include global companies that directly benefit from the trend through their commercial model or act as facilitators to participants in the Ecommerce trend.

Top 5 Performers*

1	+33.61%	Palantir
2	+17.04%	Nintendo
3	+15.57%	nu
4	+8.29%	Wolters Kluwer
5	+5.39%	BOOKING HOLDINGS

*1 Month Performance

Past performance does not predict future returns

Performance



Past performance does not predict future returns

Performance

	1 Month	3 Months	Year to date	1 Year	3 Years	5 Years	10 Years	Since Launch
EUR Classes*	-2.86%	-15.37%	-9.67%	13.97%	34.33%	41.81%	108.63%	167.97%
USD Classes*	1.54%	-7.70%	-1.49%	19.88%	40.30%	40.27%	91.20%	100.91%
GBP Classes*	-1.41%	-14.19%	-7.51%	12.42%	32.32%	32.36%	N/A	48.11%

Full Year	2024	2023	2022	2021	2020	2019
EUR Classes*	32.39%	31.12%	-26.42%	-0.57%	21.32%	23.47%
USD Classes*	23.16%	33.73%	-31.39%	-8.07%	31.11%	19.59%
GBP Classes*	25.38%	26.90%	-24.19%	-8.12%	25.83%	13.83%

Past performance does not predict future returns

Performance data supplied by Bloomberg.

*All performance and other statistics relate to the Euro and USD B share classes and GBP C share class as at the publication date. The core portfolio of the Ecommerce Fund is denominated in Euros and all share class performances relate to this underlying portfolio. Differences in performance for share classes in USD are purely as a result of currency movements.

Top 10 Equity Holdings

Teleperformance	6.16%	Match Group	4.52%
Meta Platforms	5.94%	Coupang	4.34%
Amazon	5.05%	Micron	4.15%
Nintendo	5.01%	Visa	3.98%
Universal Music Group	4.78%	Nike	3.87%

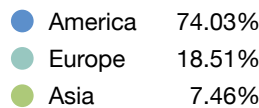
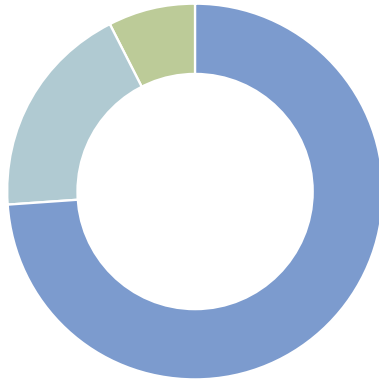
Percentages above refer to % of NAV.

Fund Information

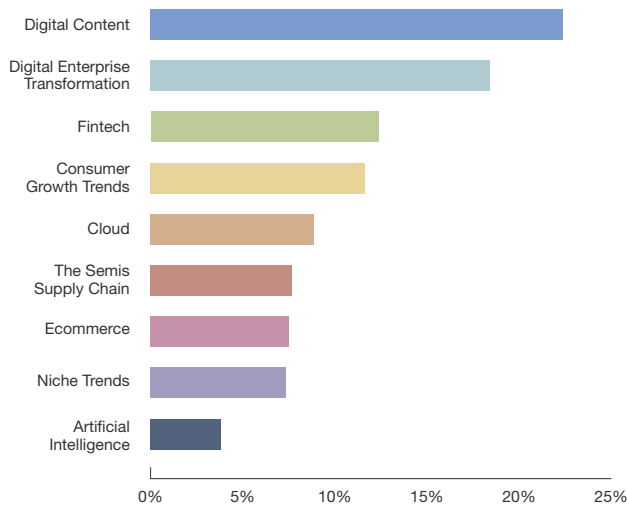
Number of Positions	25
Standard Deviation	17.83% (3 years)
Sharpe Ratio	0.618

Geographic & Sector Distribution

Geographic Distribution by Domicile



Sector Allocation



General Information EUR/USD/GBP

Investment Manager	Dominion Global Trends Fund Management Limited
Portfolio Manager	Christian Cole, CFA
Trading Frequency	Daily

EUR/USD/GBP

Share Classes	EUR B	USD B	GBP B
Launch Date	01.07.2014	01.07.2014	03.05.2017
Minimum Investment	EUR 2,500	USD 2,500	GBP 2,500
Fund Structure	Dominion Global Trends SICAV p.l.c. is a UCITS V compliant umbrella structure with multiple sub-funds.		
ISIN Code	MT7000009973	MT7000009981	MT7000019717
Bloomberg Ticker	DGTECEB MV	DGTECUB MV	DOECMBG MV
EMX Participant ID/Funds	DOMIN/ECOM EUR B	DOMIN/ECOM USD B	DOMIN/ECOM GBP B
SEDOL	BK8FPF6	BK8FPH8	BF471J7
Annual Management Charge	2.1%	2.1%	2.1%

EUR/USD/GBP

Share Classes	EUR C	USD C	GBP C
Launch Date	03.05.2017	03.05.2017	03.05.2017
Minimum Investment	EUR 2,500	USD 2,500	GBP 2,500
Fund Structure	Dominion Global Trends SICAV p.l.c. is a UCITS V compliant umbrella structure with multiple sub-funds.		
ISIN Code	MT7000019675	MT7000019683	MT7000019691
Bloomberg Ticker	DOECMCE MV	DOECMCU MV	DOECMCG MV
EMX Participant ID/Funds	DOMIN/ECOM EUR C	DOMIN/ECOM USD C	DOMIN/ECOM GBP C
SEDOL	BF471D1	BF471F3	BF471G4
Annual Management Charge	2.1%	2.1%	2.1%

IMPORTANT NOTES

"Global Trends Ecommerce Fund" or "ECOM" refers to the Dominion Global Trends – Ecommerce Fund a sub fund of Dominion Global Trends SICAV p.l.c., regulated by the Malta Financial Services Authority. The Fund is recognised by MAS in Singapore.

The state of the origin of the Fund is Malta. This document may only be distributed in or from Switzerland to qualified investors within the meaning of Art. 10 Para. 3, 3bis and 3ter CISA. The Representative in Switzerland is Waystone Fund Services (Switzerland) SA, Avenue Villamont 17, 1005 Lausanne, whilst the Paying Agent is Banque Cantonale Vaudoise, Place St-François, CH-1003 Lausanne. In respect of the units distributed in or from Switzerland, the place of performance and jurisdiction is at the registered office of the Swiss representative. The basic documents of the Fund as well as the annual and, if applicable, semi-annual report may be obtained free of charge at the registered office of the Swiss Representative.

This is a marketing communication. This document is not designed to be comprehensive and must be read in conjunction with the main prospectus and offering supplement of the Fund which provide full details and important information about the Fund and are available to download from www.dominion-funds.com. This report contains commentary and represents the views and opinions of the author.

Whilst care has been taken with the preparation of this commentary, the contents should not be taken as advice of any kind to any party.

The risk profile of the Fund will be typical of other pure equities based funds and market movements may cause the value of investments and any income from them, to go down as well as up. Past performance is not indicative of future results. Returns may increase or decrease as a result of any currency fluctuation.

This document is not an offer for sale. If you are considering an investment or would like to find out more please contact your professional advisor so they can advise you. Use or copying of the information is not permitted without the prior written consent of Dominion Global Trends Fund Management Limited.

© 2025 Dominion Global Trends Fund Management Limited ("DGTFML"). All rights reserved. DGTFML is licensed by the Guernsey Financial Services Commission under The Protection of Investors (Balliwick of Guernsey) Law, 2020. DGTFML is a member of the Dominion Group of companies. Registered Address: Zeta Fund Services Limited, Third Floor, La Plaiderie Chambers, La Plaiderie, St Peter Port, Guernsey GY1 1WF. Company no. 72427.